

HOW TO RESET YOUR COMBINATION LOCK

NOTE: THE SX575 COMIBNATION PADLOCK IS PRESET TO FACTORY CODE 0-0-0-0

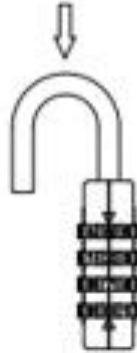
To reset the combination:

Step 1



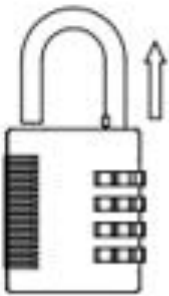
Turn the dials and align the numbers to preset combination (0-0-0-0) so they line up with the arrows.

Step 4



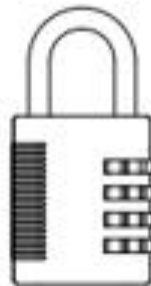
Press the shackle down, hold it firmly and turn the dials to your desired combination. Do not let go of the shackle before the combination is set.

Step 2



Pull the shackle up.

Step 5



Release the shackle and return it back to the original position. Your lock is now ready for use.

Step 3



Turn the shackle counterclockwise 90°.

Keep your combination in a safe and accessible place for future reference.

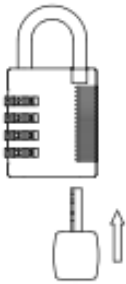
SX-575



KeyWatch Systems Qld
PO Box 7648 GCMC QLD 9726
Phone: 07) 5526 2726 OR 07) 5600 0821
Email: sales@ksq.com.au
www.ksq.com.au

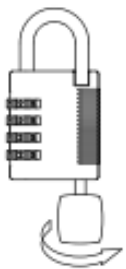
Master Key Instructions - Missing Combination

The Master Key for your SX-575 will allow you to open the padlock and discover the combination.



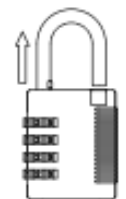
Step 1

Insert master key.



Step 2

Turn the key 90 degrees to open the lock and release the shackle.



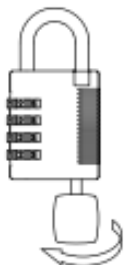
Step 3

Turn the dials until they stop.



Step 4

The dials are now showing the combination your lock is set to.



Step 5

After you have discovered the code, close the shackle and remove the key. Your lock is now ready for use and can be reset. Please see instructions for setting your combination.